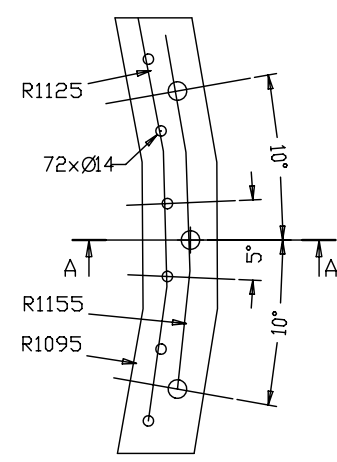
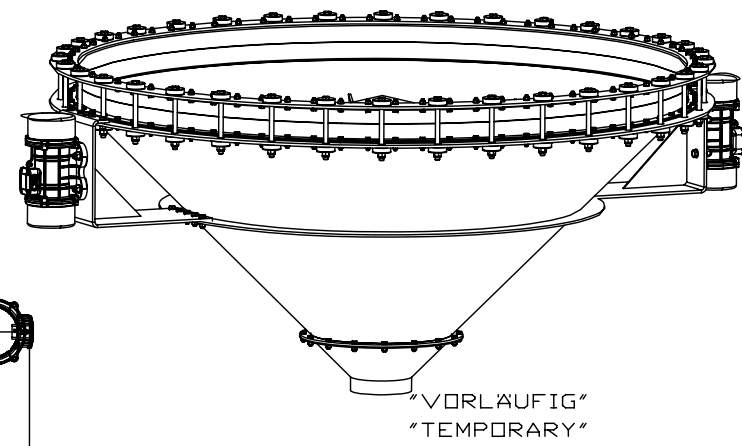
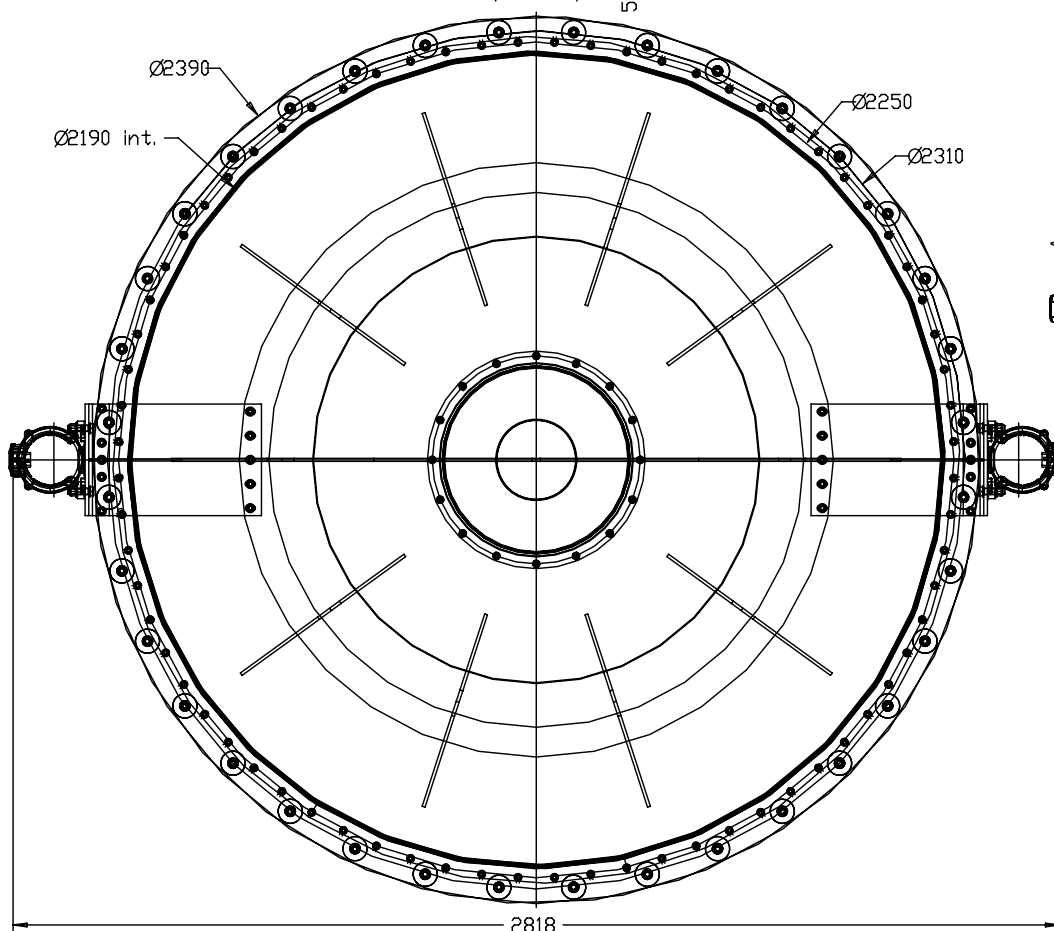
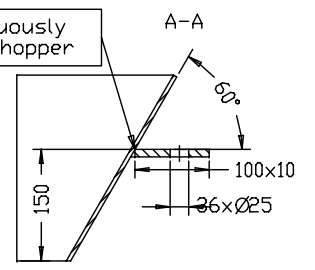


Mounting detail to be accurately observed

Flange continuously welded to hopper



VSN07 DN2400	OUTLET	A(ØExt.)	B±10
	DN200	206	1197
	DN250	256	1172
	DN300	306	1147
	DN350	356	1122
	DN400	406	1097
	DN450	456	1072
DN500	506	1035	

Index	Modification	Date	Modified By

BASIC BIN 2007 - DN2200
VSN07 2400

ISERCO

Rue Denis PAPIN - ZI- BP15 - 59147 GONDECOURT
Teli: +33 320629360 - Fax: +33 320325188 - E-mail: contact@isercoco.com

Transferring and copying of this drawing as well as utilization and informing third parties of its content is prohibited, unless explicitly permitted. Contravention to this obliges to indemnifications.

Material: Acier / Inox.

Date: 06/02/2007

Scale: 1:15

Format: A3

Drawn by: LD

Code: BB7_DN2200

N° TPBB7_DN2200U